

## MR WABASH-WAY ELLIS-ET

Interbull ID: USAM000139361342  
NAAB: 076HO00605

Date of Birth: 6/23/2008  
Genetic Recessive:  
Inbreeding Coef: 7.9

### Production Traits: G

% Rel.	Milk Lbs.	% Fat	Fat Lbs.	% Prot.	Prot. Lbs.	NM\$	FM\$	CM\$	Total Dtrs	Total Hrds	% US Dtrs	Gen. Base
72	958	0.01	40	0.05	41	437	399	492	0	0	100	USA-D,01/2010

### Management Traits: G

Trait	Rating	Reliability
Calving Ease	7	71%
M. Calving Ease	7	65%
Prod Life	3.5	63%
S.cell Score	3.01	68%
Dtr PG Rate	2.3	61%
Sire StillBirth	7.1	58%
Dtr StillBirth	8.2	58%

### Type Information, HA-, 01/2010 :

TPI	1910	PTAT	0.63
Reliability	Daughters	Herds	
68%	0	0	




















### Pedigree:

Sire	<a href="#">USAM000130558361</a>
MGS	<a href="#">USAM000122358313</a>
PGS	
Dam	136012191

### Codes:

aAa
DMS

### Linear Traits:

Trait	Profile	Score
Udder Comp.		0.68
F & L Comp.		0.40
Body Comp.		1.63
Dairy Comp.		0.41
Stature		2.24
Strength		1.29
Body Depth		0.66
Dairy Form		-0.31
Rump Angle		1.50
Thurl Width		0.88
R. Legs Side View		-0.52
R. Legs Rear View		0.59
Foot Angle		1.02
Feet & Legs		0.01
F. Udder Att.		0.33
R. Udder Ht.		0.20
R. Udder Width		-0.02
Udder Cleft		-0.15
Udder Depth		1.39
F. Teat Place.		0.30
R. Teat Place.		0.38
Teat Length		-1.17
HA-, 01/2010	-2 -1 0 +1 +2	